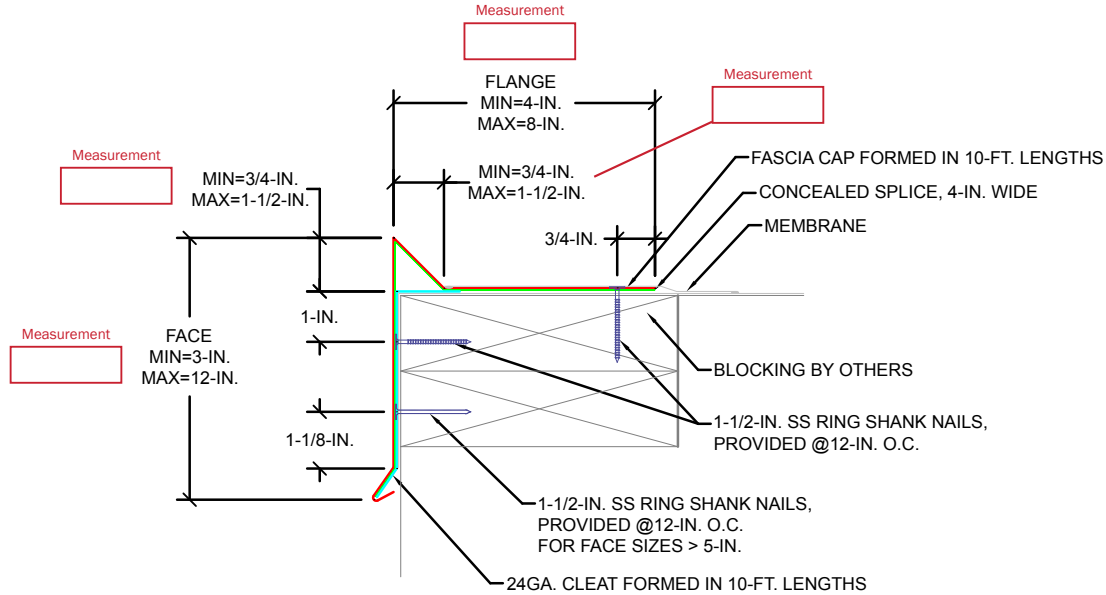


## Gravel Stop Fascia

### ORDER SPECIFICATION FORM

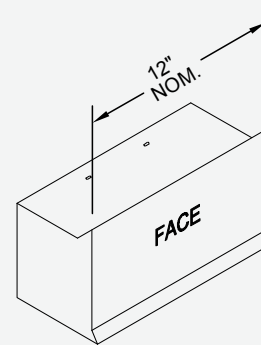
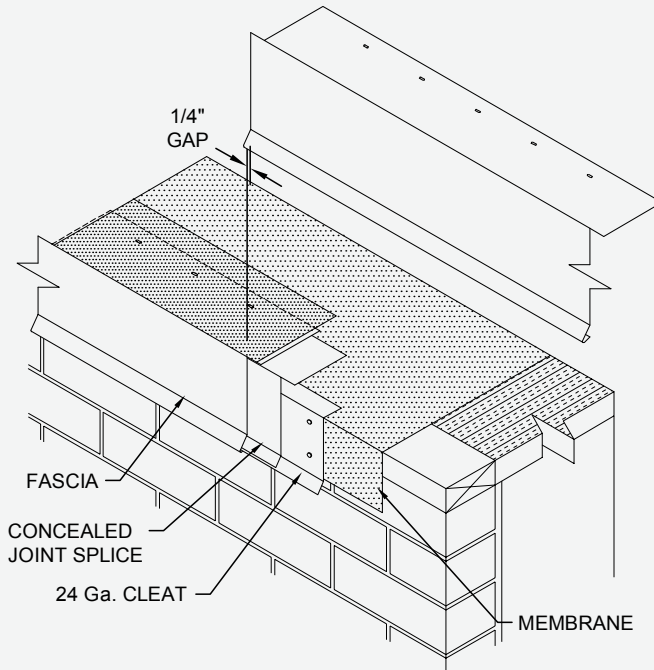
ANSI/SPRI/FM4435/ES-1 TEST PRESSURES UP TO 247 PSF (HORIZONTAL)



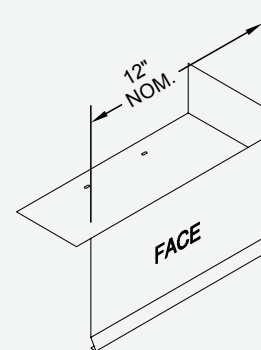
FOR MASONRY APPLICATIONS, PLEASE CONTACT US.  
CONTACT US FOR APPROPRIATE RECOMMENDATIONS NEEDED TO MEET/EXCEED  
ANSI/SPRI/FM4435/ES-1 DESIGN CRITERIA

| APPROVALS                |   | COVER MATERIAL   | THICKNESS  | COVER FINISH  |
|--------------------------|---|--|--|---|
| Florida Product Approval |   | Aluminum<br>Galvanized Steel<br>Stainless Steel  | 24Ga.<br>22Ga.<br>.040 in.<br>.050 in.<br>.063 in. | Mill<br>Prefinished Kynar<br>Premium Prefinished Kynar<br>Post Finished Kynar<br>Prefinished Anodized<br>Post Finished Anodized |
| QUANTITY                 |   | ACCESSORY TYPE   |  |   |
| _____                    | Straight Length                               | Welded   |  |   |
| _____                    | Total Miters (Inside: _____ / Outside: _____) | Folded   |  |   |
| _____                    | Total End Caps (Left: _____ / Right: _____)   | <b>CUSTOMER APPROVAL</b>   |  |   |
| _____                    | Total End Terms (Left: _____ / Right: _____)  | <input type="checkbox"/> Approved for Fabrication <input type="checkbox"/> Approved with Changes <input type="checkbox"/> Not Approved |  |   |
| _____                    | Radius Notched                                | Authorized Customer Signature _____  |  |   |
| _____                    | Radius to Straight Miter Notched              | Title _____ Date _____   |  |   |
| _____                    | Radius End Cap                                | Job Name: _____  |  |   |
| _____                    | Vault Welded                                  | Project Location: _____  |  |   |
| _____                    | Vault to Straight Miter Welded                | Customer: _____  |  |   |
| _____                    | Vault End Cap                                 | Representative: _____  |  |   |
| _____                    | Z-Miter                                       |  |  |   |
| _____                    | Ridge Miter                                   |  |  |   |
| _____                    | Valley Miter                                  |  |  |   |
| _____                    | Sumps   |  |  |   |
| _____                    | Spillouts                                     |  |  |   |
| FACE HEIGHT              |   | COLOR  |  |   |
| _____                    |   | _____  |  |   |

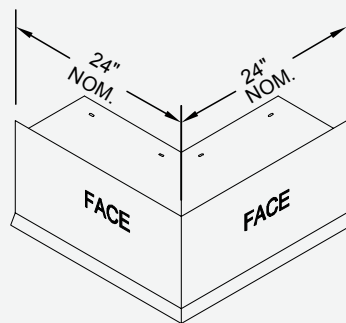
# Gravel Stop Fascia



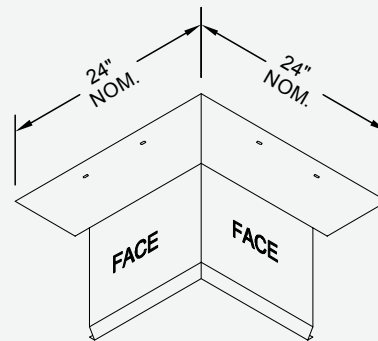
**END CAP**  
LEFT HAND SHOWN



**END TERM**  
RIGHT HAND SHOWN



**OUTSIDE MITER**



**INSIDE MITER**

Standard fascia miter leg lengths are 24" nominal  
 Standard fascia miter angle is 90°  
 For special miter requirements, attach sketches or consult manufacturer for assistance.